




**First Level (Primary 2, 3, 4)**

Keep this sheet in a safe place. If we have a snow closure, have fun and choose any three tasks for each day. There may be additional tasks on the school website. Date the tasks as you complete them and return to school in the poly pocket provided.

*Please refer to your child's 'Sharing the Learning' leaflet for the term so that you are working on a similar level.*

Literacy	How many words can you make from 'Snow Closure'?	Write a 'Snow' poem. What does it look like, smell like, feel like?	Prepare a 2 minute talk about something connected with cold weather. This could be how people or animals have to cope with the cold.	
Numeracy	Choose 4 things from your kitchen cupboards which are different 3D shapes. Draw and label these.	Design a symmetrical snowflake.	Make a tiling pattern with hexagons.	
Health and wellbeing	Build a pile of snowballs. How high can you make them? What shape can you make?	Find a healthy recipe which would be good in cold weather. Write out the recipe. If you have enough ingredients make the recipe. Draw a sequence of pictures or you may take photographs.	Catch a snowflake/snowball. Make up a game where you catch something outside. You could make up a circuit of activities.	
Other	Look at a local weather report. Use the computer or draw a map and symbols and act as a television presenter giving the forecast for the next 3 days.	How many interesting facts can you find about snowflakes?	Find out what the temperature is today. How cold does it feel? Discuss how temperatures feel eg a warm summer day 18°, a Winter's day at freezing.	