


# Snakes and Ladders



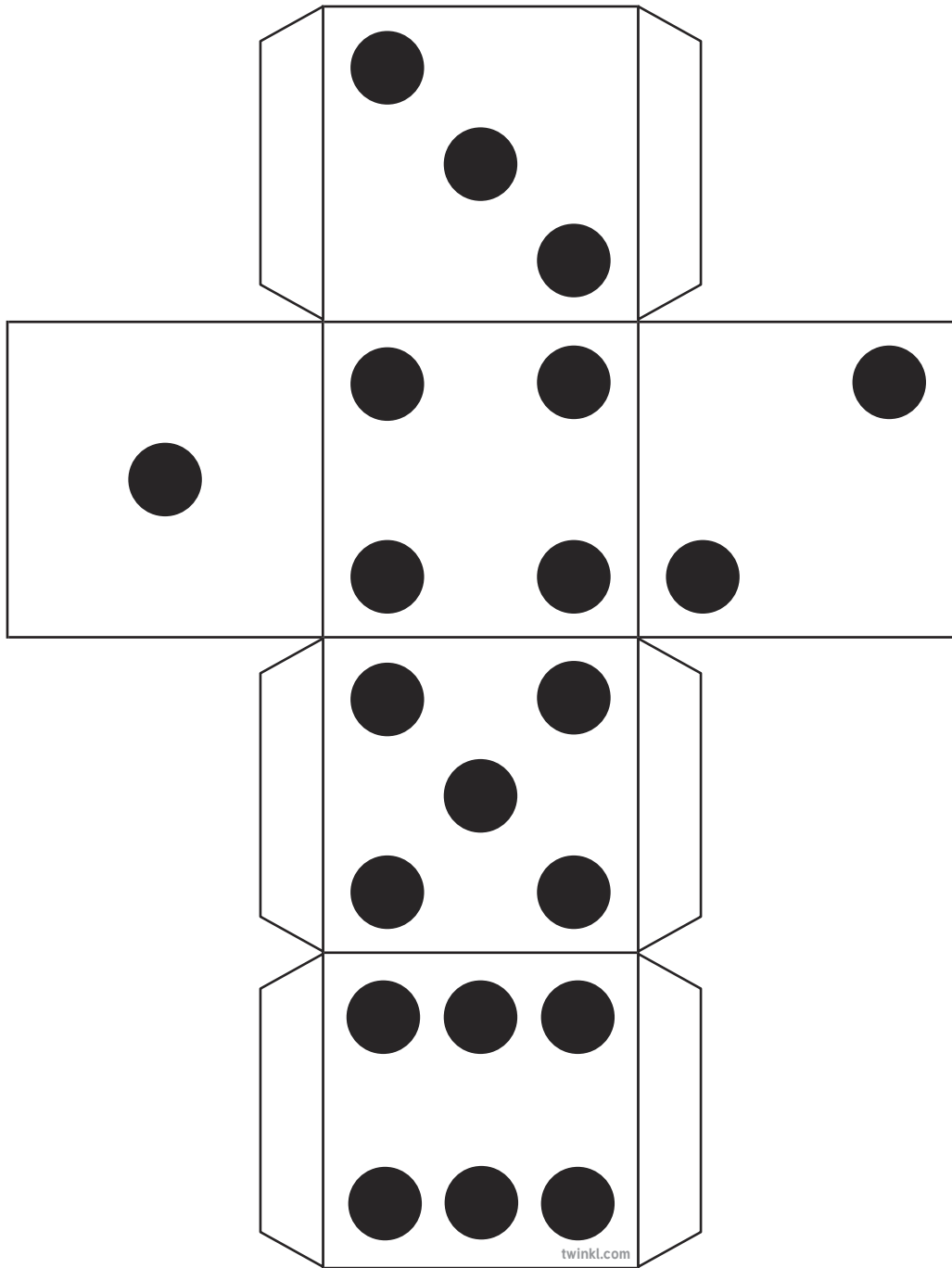
## You will need...

- The Snakes and Ladders Board Game board
- A dice
- A counter per player







## How to play...

1. Players take it in turns to roll the dice. The player with the highest number goes first, the person with the second highest goes second and so on.
2. The player moves the counter the number of spaces shown on the dice.
3. If a player lands on a snake's head, the player's counter slides down to the square at the snake's tail.
4. If a player lands on the bottom of a ladder, the player's counter climbs up to the square at the top of the ladder.
5. The first player to reach 100 is the winner!


$9+9=$ 21	$16-5=$ 22	$14+5=$ 23	$19-7=$ 24	<b>Finish</b> 25
$12+6=$ 20	$17-9=$ 19	$14+2=$ 18	$15-13=$ 17	$13-6=$ 16
$16-8=$ 11	$7+7=$ 12	$8+5=$ 13	$19-4=$ 14	$6+8=$ 15
$8+8=$ 10	$11+9=$ 9	$18-6=$ 8	$3+9=$ 7	$14+4=$ 6
<b>Start</b> 1	$10+4=$ 2	$16-7=$ 3	$12+5=$ 4	$17-2=$ 5



twinkl.com



# Snakes and Ladders Answers



## You will need...

- The Snakes and Ladders Board Game board
- A dice
- A counter per player

## How to play...

1. Players take it in turns to roll the dice. The player with the highest number goes first, the person with the second highest goes second and so on.
2. The player moves the counter the number of spaces shown on the dice.
3. If a player lands on a snake's head, the player's counter slides down to the square at the snake's tail.
4. If a player lands on the bottom of a ladder, the player's counter climbs up to the square at the top of the ladder.
5. The first player to reach 100 is the winner!

18 21	11 22	19 23	12 24	Finish 25
18 20	8 19	16 18	2 17	7 16
8 11	14 12	13 13	15 14	14 15
16 10	20 9	12 8	12 7	18 6
Start 1	14 2	9 3	17 4	15 5